



Laura
Worthington

Renata

Users Guide





FONT FAQ

HOW TO INSTALL YOUR FONT

You will receive your files as a zipped folder. For instructions on how to unzip your folder, visit LauraWorthingtonType.com/faqs/.

Your font is available in two formats: TrueType Font file (.ttf) and OpenType Font file (.otf).

If you have a Mac® or newer Windows® computer, install the .otf file(s). If you have an older Windows computer, install the .ttf files. Install the font by double-clicking on the .ttf or .otf file. When the pop-up menu appears, click on Install font (Mac) or Install (Windows). Fonts may also be installed by dragging and dropping them into your system's font folder.

After installing your font, save a copy of the downloaded font files in a folder on your computer as a resource in case you want to re-install the font or transfer it to a new computer.

HOW TO INSERT SWASHES, ALTERNATES, AND ORNAMENTS

Some programs have a glyphs or symbol panel where the complete font including swashes and ornaments can be accessed and inserted directly. For programs that do not have a way to directly insert the swashes, the easiest method of putting in alternate swashes or symbols is by using either Character Map (Windows) or FontBook (Mac).

Character Map (Windows)

Character Map is a standard Windows utility and can be found in the Start Menu's accessories folder (Windows XP, Vista, 7) or in All Apps under Windows Accessories (Windows 8.1, 10). Character Map can also be found by searching for it by name.



Select your font from the drop-down menu. Character Map will show all available glyphs. To quickly find the swashes, change Group By to Unicode Subrange, and select Private Use Characters from the pop-up menu. Click on any swash and then copy and paste it into your document.

See the Character Map Video for a demonstration.

FontBook (Mac)

Font Book is a standard Mac utility program and can be found in Finder under the Go menu under Applications. Once FontBook is open, go to the View menu and select Repertoire. Click on User in the left panel and then select the font name to see all available swashes in the font. Click on any swash and then copy and paste it into your document.

See the Font Book Video for a demonstration.

LICENSING

Your font comes with a standard one-user license. This license covers one person with up to five workstations (laptop, desktop computer, etc.) connected to one printer or output device. For more

than one user and/or more than five workstations, please contact me at help@lauraworthington.com for a multi-user license.

This font is available for both personal and commercial use. For details on licensing, please visit my FAQ page at LauraWorthingtonType.com/faqs/.

FONT SUPPORT

Visit my FAQ page at LauraWorthingtonType.com/faqs/ for information on licensing, installation, and both general and software specific questions.

Contact me at help@lauraworthington.com and I will be happy to answer any questions.



*Both
casual and upscale,
Renata features inviting,
unpretentious letterforms stroked
by the hand of an experienced calligrapher
with a small brush-tipped pen. Renata has a fluid,
languorous look that suggests elegance, quality, and a
handcrafted touch. It's exceptionally readable thanks to its high
x-height and spacious connecting strokes. It also looks exceptionally
natural—every lowercase letter includes not only its normal connected form,
but a beginning, ending, and an “isolated” form (useful for settings
such as “mar y sol” or “o sole mio”; lettered lists; and creative
uses like wordmarks). Renata also includes a full
complement of alternates and ligatures.*

Renata

Hello
Greetings
and
Salutations

Renata

FEATURES

Alternate letterforms/swashes for every lowercase letter; beginning, ending and isolated forms for every lowercase letter

FONT FILES:

1 OpenType (.otf) file and 1 TrueType (.ttf) file

AVAILABLE:

LauraWorthingtonType.com

OPENTYPE FAQ:

To access swashes, alternates, ornaments, and for any OpenType questions, go to LauraWorthingtonType.com/faqs

ORIGINAL RELEASE:

2016



Savoury or Sweet?
patted succulents
Aero, the most beautiful of
the Danish islands
Ciceris e Tria
Love & Good Wine!
the 23rd of October, 2016
Medina Café
Gregarious Valley
heirloom bicycle quilt

Standard Characters

A B C D E F G H I J K L M N

O P Q R S T U V W X Y Z

a b c d e f g h i j k l m n o p q r s t u v w x y z

0 1 2 3 4 5 6 7 8 9 ¹/₂ ³/₄ ¹/₄ ¹/₂ ³/₄

! " # \$ % & ' () * , - . / : ; < > ? @ [\] ^ _ { | } ~

¡ « » ò - - “ ” / ≠ • … ‹ › € £ £ ¥ € §

OTHER CHARACTERS

˘ ˙ ˚ ˛ ˇ ˜ ˝ ˞ ˠ ˡ ˢ ˣ ˤ ˥ ˦ ˧ ˨ ˩ ˪ ˫ ˬ ˭ ˮ ˯ ˰ ˱ ˲ ˳ ˴ ˵ ˶ ˷ ˸ ˹ ˺ ˻ ˼ ˽ ˾ ˿

≤ ≥ ¹ µ % ‰ † ‡ ™

Basic & Extended Latin Characters

À Á Â Ã Ä Å Æ Ç È É

Ê Ë Ì Í Î Ï Ñ Ò Ó Ô Õ Ö Ø

Ù Ú Û Ü Ý Þ ß à á â ã

ä å æ ç è é ê ë ì í î ï

ÿ ž Ź Ɔ Ɔ

à á â ã ä å æ ç è é ê ë ì í î ï ÿ ž Ź Ɔ Ɔ

ì í î ï ÿ ž Ź Ɔ Ɔ à á â ã ä å æ ç è é ê ë ì í î ï

ì í î ï ÿ ž Ź Ɔ Ɔ ù ú û ü ÿ ž Ź Ɔ Ɔ

Swashes & Alternates

- *Open Type Feature/CVO1* a b c d e f g h i j k
l m n o p q r s t u u w x y z
 - *Terminal Forms*
a b c d e f g h i j k l m n o p q r s t u v w x y z
 - *Initial Forms* a b c d e f g h i j k l m n o p q
r s t u u w x y z
 - *Isolated Forms* a b c d e f
g h i j k l m n o p q r s t u v w x y z
 - *Ligatures*
d' e' l' m' n' r' s' t' u' d's l's tt t's t's d' d's e' l' l's m' n' r' s' t' u'
- Extra/Uncategorized S*

Stylistic Sets

- **01** a b c d e f g h i j k l m n
o p q r s t u v w x y z
- **02** a b c
d e f g h i j k l m n o p
q r s t u v w x y z
- **03** a b c
d e f g h i j k l m n o p q r s t u v
w x y z
- **04** a b c d e f g h i j k l m
n o p q r s t u v w x y z
- **05** a b c d e f g h i j
k l m n r u y z
- **06** k

Note:

*Make sure the Ligatures setting (OpenType)
is turned On for Renata to look its best!*

That'll be the day

Do's 'n Dants, Will's 'n Wants

I'd say he's as mad as a hatter!

You're the Greatest



Isolated Forms are a combination of beginning and ending forms that can be used in an unconnected setting.

WITHOUT ISOLATED FORMS

i.a.u. y ar n? soupe du jour

WITH ISOLATED FORMS / NON-CONNECTING FORMS

i.o.u. y ar n? soupe du jour

Contextual Alternates setting (OpenType)

STANDARD CHARACTERS

hhh www w aaaa

WITH CONTEXTUAL ALTERNATES SETTING 'ON'

(PLUS ADDITIONAL ALTERNATES)

hhh www w aaaa

hhh www w aaaa

■ TERMINAL
FORM

■ INITIAL
FORM


■ ISOLATED
FORM


STANDARD CHARACTERS WITH LIGATURES


*Renata's alternate letterforms
mimic those subtle and natural variations
that appear in handwriting.*

WITH CONTEXTUAL ALTERNATES SETTING 'ON'
(PLUS ADDITIONAL ALTERNATES)

*Renata's alternate letterforms S
mimic those subtle and natural variations
that appear in handwriting.*

 SS02

 SS03

 SS04

 OPENTYPE
FEATURE/CV01

 TERMINAL
FORM

 INITIAL
FORM

 LIGATURES