



Laura
Worthington

Mandevilla

Light · Regular · Bold

User's Guide





FONT FAQ

HOW TO INSTALL YOUR FONT

You will receive your files as a zipped folder. For instructions on how to unzip your folder, visit LauraWorthingtonType.com/faqs/.

Your font is available in two formats: TrueType Font file (.ttf) and OpenType Font file (.otf).

If you have a Mac® or newer Windows® computer, install the .otf file(s). If you have an older Windows computer, install the .ttf files. Install the font by double-clicking on the .ttf or .otf file. When the pop-up menu appears, click on Install font (Mac) or Install (Windows). Fonts may also be installed by dragging and dropping them into your system's font folder.

After installing your font, save a copy of the downloaded font files in a folder on your computer as a resource in case you want to re-install the font or transfer it to a new computer.

HOW TO INSERT SWASHES, ALTERNATES, AND ORNAMENTS

Some programs have a glyphs or symbol panel where the complete font including swashes and ornaments can be accessed and inserted directly. For programs that do not have a way to directly insert the swashes, the easiest method of putting in alternate swashes or symbols is by using either Character Map (Windows) or FontBook (Mac).

Character Map (Windows)

Character Map is a standard Windows utility and can be found in the Start Menu's accessories folder (Windows XP, Vista, 7) or in All Apps under Windows Accessories (Windows 8.1, 10). Character Map can also be found by searching for it by name.



Select your font from the drop-down menu. Character Map will show all available glyphs. To quickly find the swashes, change Group By to Unicode Subrange, and select Private Use Characters from the pop-up menu. Click on any swash and then copy and paste it into your document.

See the Character Map Video for a demonstration.

FontBook (Mac)

Font Book is a standard Mac utility program and can be found in Finder under the Go menu under Applications. Once FontBook is open, go to the View menu and select Repertoire. Click on User in the left panel and then select the font name to see all available swashes in the font. Click on any swash and then copy and paste it into your document.

See the Font Book Video for a demonstration.

LICENSING

Your font comes with a standard one-user license. This license covers one person with up to five workstations (laptop, desktop computer, etc.) connected to one printer or output device. For more

than one user and/or more than five workstations, please contact me at help@lauraworthington.com for a multi-user license.

This font is available for both personal and commercial use. For details on licensing, please visit my FAQ page at LauraWorthingtonType.com/faqs/.

FONT SUPPORT

Visit my FAQ page at LauraWorthingtonType.com/faqs/ for information on licensing, installation, and both general and software specific questions.

Contact me at help@lauraworthington.com and I will be happy to answer any questions.



Heirloom

MANDEVILLA
LIGHT
REGULAR
& BOLD

Garden Trellises

AND THE VINES WHO LOVE THEM

Alice Du Pont

Antique Quartz & Spirits

❁ WINTER BERRY CUSTARD ❁

Square Buttons

Harpsichord

Mandevilla

by Laura Worthington



Creation of this typeface for titling, display, and logos was inspired by my exploration and drawing of forms found in nature. Refined, quiet and elegant, yet quirky enough to employ slim filaments that somehow are not faint of heart, Mandevilla is named for the verdant tropical vine. The sturdy plant has firm footing in the soil, then climbs, curving around trees, stretching toward the light, bridging earth and sky.



Mandevilla began as a sans-serif, but its footing, in the form of tiny round lachrymal terminals, roots it and transforms it into a semi-serif. From there the tendrils spiral—especially in the uppercase letters, with their echoes of nautilus shells we held to our ears to hear the ocean—and embrace slender, airy ascenders that tenderly but determinedly rise heavenward.

As I sketched, I played with curliques, beginning with the uppercase A. My process usually begins with lowercase letters, but I was fascinated by the spirals and the references to nature, and how that swirl swept around the A, B, and Q, giving each a delicately different personality, within a softly stated whole. The sweep of my pencil both interrupted and completed the diagonal




stems of the A and the K, and this idiosyncrasy intrigued me. How would this theme work its way through the alphabet? When I was finished, I sensed spun sugar, or the vines of a delicate plant—and thus its name, Mandevilla.

From there, I moved to the lowercase letters, and sought simplicity to balance the embellishments in the uppercase letters. Round, open, friendly, warm, with just a whisper of the Art Deco period, they soften the more ornate letters yet confer a touch of clarity. Born as sans-serif shapes, their terminals now carry a hint of drops of dew, shifting them to semi-serifs.



ALTERNATES



Alternates are included to allow for versatility, so each design has your unique twist. While the Mandevilla default is decorative, the titling set is unadorned and non-stylized, yet still capturing the airiness of the typeface. Access them in the OpenType panel as TITLING ALTERNATES, as seen in the User's Guide. They're useful in some larger text settings or simply if the design calls for a more standard look.

Also included are a $\frac{3}{4}$ size set, listed and found as SMALL CAPS. Small caps are typically the size of a lowercase letter, but these $\frac{3}{4}$ caps are about 80% of the height of the uppercase letters. They are useful for all-uppercase settings—used



together, they maintain a sense of a word shape because they are smaller and less ornamented than the initial cap and are serif-free.

A set of swashes offers both upper and lowercase variations, with an especially rich selection for each lowercase letter.

Mandevilla includes 946 glyphs, and 210 alternates, including sets of uppercase and lowercase letters (both swash and standard—the standard are listed in the User's Guide as "Titling Alternates"), and $\frac{3}{4}$ uppercase alternates listed as "small caps." 94 ornaments complete the package.

May your type rise up to meet you as you work!



Hello



Greetings
and
Salutations



Mandevilla

Light · Regular · Bold

Font Specifications

CHARACTERS:

946 characters per weight

Includes 94 ornaments

FONT FILES:

1 OpenType (.otf) file and 1 TrueType (.ttf) file

AVAILABLE:

LauraWorthingtonType.com

OPENTYPE FAQ:

To access alternates and for any OpenType questions, go to LauraWorthingtonType.com/faqs

ORIGINAL RELEASE:

November 2013



Basic & Extended Latin Characters

À Á Â Ã Ä Å Æ Ç Ć Ć Ď Ę
È É Ê Ë Ě Ę Ğ Ĩ Ĵ Ķ ĸ Ĺ Ļ Ľ Ń Ņ
Ò Ó Ô Õ Ö Ø Œ Ŕ Ŗ Ś Š Ÿ Ź ǰ
Ù Ú Û Ü Ů Ǫ ǫ ǵ Ƕ Ƿ Ǻ ǻ Ǿ ǿ
à á â ã ä å æ ç ċ ċ đ d ð è é ê ë ě ę
ì í î ï ĺ ł ń ñ ñ ò ó ô õ ö ő ø œ ř ř ś š ŝ
ß ı ı ù ú û ü ů ǔ ǖ Ǘ Ǚ ǘ ǚ ǜ ǝ Ǟ ǟ

Swashes / Alternates

■ Swash Caps A B C D E F G H I J
K L M N O P Q R S T U V W X Y Z

■ Stylistic Alternates A B C D E F G H I
J K L M N O P Q R S T U V W X Y Z

■ Small Capitals A B C D E F G H I J K L M N
O P Q R S T U V W X Y Z

■ Titling A B C D E F G H I J K L M N O P
Q R S T U V W X Y Z

Uncategorized forms & ligatures W W fi fl

■ ■ Beginning Forms and Ending Forms
(see Stylistic Sets)



Stylistic Sets

a a a a a A A A A A A

SS01 SS02 SS03 SALT SS02 TITL SMCP SWSH SALT

b b b b b b b B B B B B B

SS01 SS02 SS03 SS04 SS05 SALT TITL SMCP SWSH SALT

d d d d d d d D D D D D D

SS01 SS02 SS03 SS04 SS05 SS06 TITL SMCP SWSH SALT

e e e e E E E E E

SS01 SALT SS02 TITL SMCP SWSH SALT

- BEGINNING FORMS
- ENDING FORMS
- SMALL CAPITALS (SMCP)
- SWASH CAPS (SWSH)
- TITLING (TITL)
- STYLISTIC ALTERNATES (SALT)

MANDEVILLA REGULAR · SWASHES/ALTERNATES

f f f f f f F F F F F

SS01 SS02 SS03 SS04 SALT TITL SMCP SWSH SALT

g g g g g g g

SS01 SS02 SS03 SS04 SS05 SALT

fi fl

C C C C C C

SS02 TITL SMCP SWSH SALT

h h h h h h h h h H H H

SS01 SS02 SS03 SS04 SS05 SS06 SS07 SS08 SS02 TITL

■ BEGINNING FORMS

■ ENDING FORMS

■ SMALL CAPITALS (SMCP)

■ SWASH CAPS (SWSH)

■ TITLING (TITL)

■ STYLISTIC ALTERNATES (SALT)



MANDEVILLA REGULAR · SWASHES/ALTERNATES

H H H

SMCP SWSH SALT

i I | I | I I I

SSO1 TITL SMCP SWSH SALT

j J j J j J j J J J J

SSO1 SSO2 SSO3 SSO4 SSO5 TITL SMCP SWSH SALT

k K K K K K k K K K K K

SSO1 SSO2 SSO3 SSO4 SSO5 SALT TITL SMCP SWSH SALT

■ BEGINNING FORMS

■ ENDING FORMS

■ SMALL CAPITALS (SMCP)

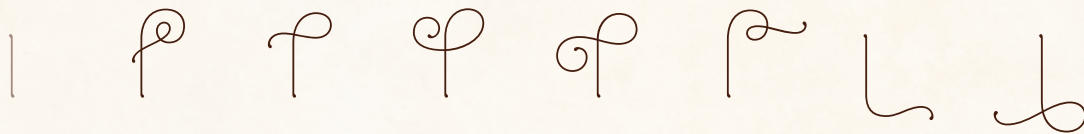
■ SWASH CAPS (SWSH)

■ TITLING (TITL)

■ STYLISTIC ALTERNATES (SALT)



MANDEVILLA REGULAR · SWASHES/ALTERNATES



SS01 SS02 SS03 SS04 SS05 SS06 SS07



SS02 TITL SMCP SWSH SALT



SS01 SS02 SS03 SS04 SS02 TITL SMCP SWSH SALT



SS01 SS02 SS03 SS04 SS02 TITL SMCP SWSH SALT

 BEGINNING FORMS

 ENDING FORMS

 SMALL CAPITALS (SMCP)

 SWASH CAPS (SWSH)

 TITLING (TITL)

 STYLISTIC ALTERNATES (SALT)

MANDEVILLA REGULAR · SWASHES/ALTERNATES



SS01

TITL

SMCP

SWSH



SS01

SS02

SS03

SS04

TITL

SMCP

SWSH

SALT



SS01

SS02

SS03

TITL

SMCP

SWSH



SS01

TITL

SMCP

SWSH

SALT

 BEGINNING FORMS

 ENDING FORMS

 SMALL CAPITALS
(SMCP)

 SWASH CAPS
(SWSH)

 TITLING
(TITL)

 STYLISTIC ALTERNATES
(SALT)



MANDEVILLA REGULAR · SWASHES/ALTERNATES

s S S S S S S S S S

SS01 SS02 SS03 SS04 SS05 TITL SMCP SWSH

t t t t t t T T T T

SS01 SS02 SS03 SS04 TITL SMCP SWSH SALT

u u u u U U U

SS01 SS02 SS03 TITL SMCP SWSH

v v v v v V V V

SS01 SS02 SS03 SS04 SS05 TITL SMCP SWSH

■ BEGINNING FORMS

■ ENDING FORMS

■ SMALL CAPITALS (SMCP)

■ SWASH CAPS (SWSH)

■ TITLING (TITL)

■ STYLISTIC ALTERNATES (SALT)



MANDEVILLA REGULAR · SWASHES/ALTERNATES

W W W W W W w W W W W

SS01 SS02 SS03 SS04 SS05 SALT TITL SMCP SWSH

x x x x x x W W

SS01 TITL SMCP SWSH

y y y y y y y Y Y Y Y Y

SS01 SS02 SS03 SS04 SS05 SALT TITL SMCP SWSH SALT

z z z z z z

SS01 TITL SMCP SWSH

- BEGINNING FORMS
- ENDING FORMS
- SMALL CAPITALS (SMCP)
- SWASH CAPS (SWSH)
- TITLING (TITL)
- STYLISTIC ALTERNATES (SALT)

Afilierre Productions
F U H R S T E N B A C H ' S



Gemini
Alley



MANDEVILLA BOLD & LIGHT
STANDARD CHARACTERS



Afilere Productions
FUHRSTENBACH'S



Gemini
Alley



MANDEVILLA BOLD & LIGHT
SWASHES & ALTERNATES

Afiliere Productions
FUHRSTENBACH'S



Gemini
Alley



■ UNCATEGORIZED

■ SS03

■ SS05

■ SS06

■ ORNAMENTS

■ SWASH CAPS

■ SMALL CAPS

■ TITLING

■ STYLISTIC ALTS



Klezmer

Zydeco

Polka

MANDEVILLA LIGHT, REGULAR, & BOLD
STANDARD CHARACTERS



Klezmer

Zydeco

Polka

MANDEVILLA LIGHT, REGULAR, & BOLD
SWASHES & ALTERNATES



Klezmer

Zydecó

Polka

■ SS01

■ SS02

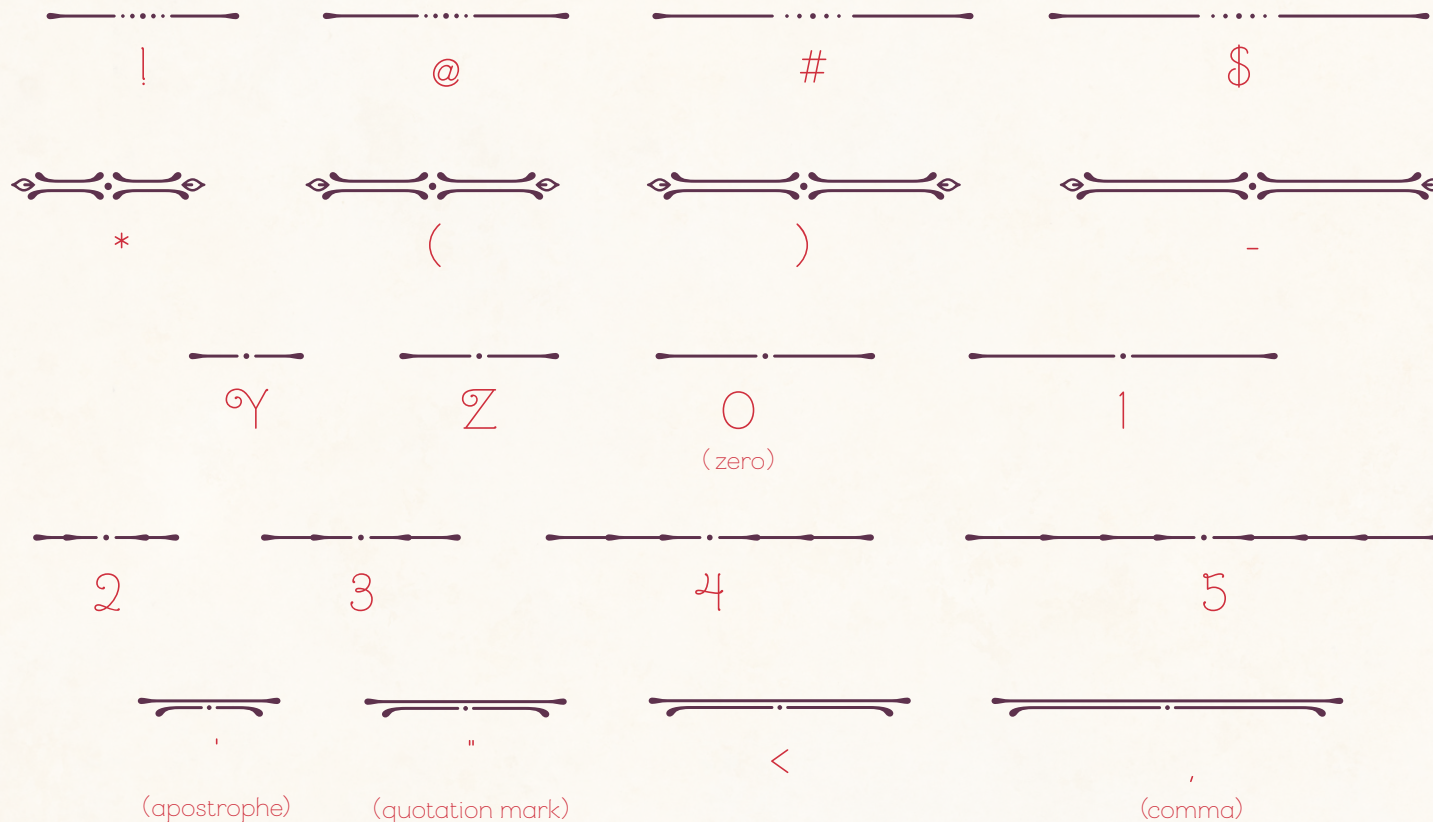
■ SS03

■ SS04

■ SS05

■ STYLISTIC ALTERNATES

Ornaments





{



}



|



|



b



l



g



K



L



C



H



T



j



M



N



O



P



%



^



&



Q



R



S



T



U



V



W



X



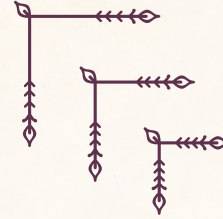




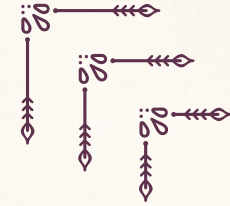
y x w



7 A z



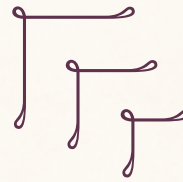
~ m k




? ` a



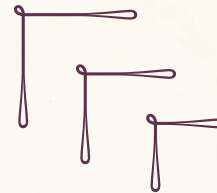
. 6 C



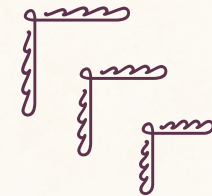
F d c



j i h



/ > 8



9 f e