



Laura
Worthington

The
ADORN
Pomander Smooth
COLLECTION





FONT FAQ

HOW TO INSTALL YOUR FONT

You will receive your files as a zipped folder. For instructions on how to unzip your folder, visit LauraWorthingtonType.com/faqs/.

Your font is available in two formats: TrueType Font file (.ttf) and OpenType Font file (.otf).

If you have a Mac® or newer Windows® computer, install the .otf file(s). If you have an older Windows computer, install the .ttf files. Install the font by double-clicking on the .ttf or .otf file. When the pop-up menu appears, click on Install font (Mac) or Install (Windows). Fonts may also be installed by dragging and dropping them into your system's font folder.

After installing your font, save a copy of the downloaded font files in a folder on your computer as a resource in case you want to re-install the font or transfer it to a new computer.

HOW TO INSERT SWASHES, ALTERNATES, AND ORNAMENTS

Some programs have a glyphs or symbol panel where the complete font including swashes and ornaments can be accessed and inserted directly. For programs that do not have a way to directly insert the swashes, the easiest method of putting in alternate swashes or symbols is by using either Character Map (Windows) or FontBook (Mac).

Character Map (Windows)

Character Map is a standard Windows utility and can be found in the Start Menu's accessories folder (Windows XP, Vista, 7) or in All Apps under Windows Accessories (Windows 8.1, 10). Character Map can also be found by searching for it by name.



Select your font from the drop-down menu. Character Map will show all available glyphs. To quickly find the swashes, change Group By to Unicode Subrange, and select Private Use Characters from the pop-up menu. Click on any swash and then copy and paste it into your document.

See the Character Map Video for a demonstration.

FontBook (Mac)

Font Book is a standard Mac utility program and can be found in Finder under the Go menu under Applications. Once FontBook is open, go to the View menu and select Repertoire. Click on User in the left panel and then select the font name to see all available swashes in the font. Click on any swash and then copy and paste it into your document.

See the Font Book Video for a demonstration.

LICENSING

Your font comes with a standard one-user license. This license covers one person with up to five workstations (laptop, desktop computer, etc.) connected to one printer or output device. For more

than one user and/or more than five workstations, please contact me at help@lauraworthington.com for a multi-user license.

This font is available for both personal and commercial use. For details on licensing, please visit my FAQ page at LauraWorthingtonType.com/faqs/.

FONT SUPPORT

Visit my FAQ page at LauraWorthingtonType.com/faqs/ for information on licensing, installation, and both general and software specific questions.

Contact me at help@lauraworthington.com and I will be happy to answer any questions.



THE ADORN
POMANDER
SMOOTH
COLLECTION

ORNAMENTATION

Catchwords Smooth

Ornaments Smooth

Frames Smooth

Banners Smooth



THE ADORN
POMANDER
SMOOTH
COLLECTION

SCRIPT

Pomander Smooth
(Regular & Bold)

DISPLAY

Sans Condensed
Smooth

Engraved Smooth

Serif Smooth

Slab Serif Smooth
(Regular & Bold)



Adorn Pomander Smooth Collection




BY LAURA WORTHINGTON

What can be more lovely than a wedding, an intimate invitation, a gift from the heart? One whose presentation uses the warm and welcoming family of typefaces, ADORN POMANDER SMOOTH. This collection by type designer Laura Worthington embraces those celebrations in life, be they small or momentous and provides fonts to enhance the beauty of what we use to communicate during these moments. With a modern and sometimes quirky twist on the staid, almost corporate look of formal invitations, this family of lettering typefaces arms designers with a breathtakingly large number of faces that work

harmoniously, despite the distinctiveness of each. The Adorn Pomander Smooth Collection offers five display fonts, a script design, ornaments, banners, frames, and catchwords.

Weddings and gift-giving have moved into a new era, one that is more personal and heartfelt, dispensing with formalities. Even the concept of “elegance” has morphed from something rigid and perfect in its stylishness to a lifestyle that might include mismatched china, roses in a misshapen handblown glass vase, and elements of nature strewn across our stationery. An elegant wedding can be set on a hill overlooking the ocean, not from a seaside mansion, but at a spot arrived at after tromping a mile through the forest. As we say farewell to cookie-cutter weddings and templated events, Adorn helps us kiss corporate-looking stationery goodbye.

Anyone in the business of helping others celebrate life—florists, menu designers, landscapers, caterers, tailors, event planners—will find fitting fonts in this collection. DIYers and designers will enjoy it, too, for use in prints and drawings, quotes, invitations for gatherings, greeting cards, baby showers, gift cards, even wine bottles. 



CATCHWORDS, BANNERS, FRAMES, AND ORNAMENTS

Adorn offers four noteworthy “extra” fonts, though the creative professional will find them anything but superfluous: catchwords, banners, frames, and ornaments.

Twenty-one **ADORN CATCHWORDS**, all custom hand-lettered using a fountain pen calligraphic technique, provide a stunning way to display frequently used words, such as prepositions, to connect factual information or simply to bridge the gap between a lavish script and a hard-working display font.

Twenty **ADORN BANNERS**, each with a mirrored image left and right element, are available, with a customized center that can be expanded to encapsulate a message or heading of any width. Whether the design requires something sophisticated, flowery, or hand-drawn in appearance, or a structure that whispers in the background so the message itself is the star, Adorn Banners is marked by the same versatility as the rest of the collection.

ADORN FRAMES is a highly customizable set of elements offering a multitude of approaches to creating frames of any width, height, and style. Use it for corner elements, borders, or to make an actual frame. Adorn Frames features twenty corner elements and a set of nine top, bottom, and side pieces, along with a detailed description in the User's Guide on how to construct the frames. Sides pieces include scalloped edges and other options with personality, along with classic straight edges to form rectangles and squares.

In keeping with the spirit of the collection, **ADORN ORNAMENTS** gift the designer with one hundred thirty-eight unique ornamental illustrations. From works inspired by nature, to stunning wreaths, embellishments, rules, and iconic wedding symbols,

ADORN ORNAMENTS are meant to accompany the scripts, rather than restricting them to a theme. They dance from whimsical to modern to vintage looks, yet stay safely within the range of the spectrum that is appropriate for the style of the scripts.



POMANDER

ADORN POMANDER uses modern lettering with a cursive impression. Its origin—the fountain pen—carries the warmth of the human hand. It is strongly connected to what is personal, imperfect, and authentic, fulfilling today's yearning for a sense of the craftsperson behind what we use. Pomander is a whimsical butterfly of a font: light and airy. We see the essence of those times when love is new, when our minds take flight with daydreams, and our days are bright and giddy. The uppercase letters, especially, break the rules of traditional classic calligraphy. With 390 swashes and alternates. Pomander Smooth is available in Regular and Bold weights.

ADORN DISPLAY FONTS

SANS CONDENSED may be the most easily identified as bucking the template-derived wedding trend, given its modernity and informality. Created for weddings, gatherings, and pretty handmade items, it would be equally at home as a branding element of a startup or titling in movie credits. Brimming with whimsy and the eccentricities of the human touch, Sans Condensed

also has contextual alternates with ambicase letters—a distinctive feature not usually found in display fonts.

SERIF adds weight to hold the scripts in check, just as the wedding ceremony is not merely the script's rose petals and tinkling glasses and kisses, but the serif's solemn vows and rings, as well. Adorn Serif includes small caps to afford more variety in word shapes, making even these display fonts more readable in special settings. Adorn's serif display fonts break free from the slick and overly polished stock. Leaning toward a handmade authenticity, they were originally drawn by hand, and Worthington accentuates their irregularities and organic look in her design choices.

ADORN ENGRAVED is strongly reminiscent of formal invitations popular in the past. Still, the sweet tail of the Q and the irregular qualities of the lines bring it into the twenty-first century.

ADORN SLAB SERIF is available in Regular and Bold weights. Though these display fonts can also be used for body text, their uppercase mode shines, adding texture



and style to a message. Adorn Slab Serifs are unique in the Adorn collection in that they are all mono-weights. They are perhaps more masculine in style than many of the other typefaces, with a touch of “retro,”—an historic reference with a contemporary spin. The option to use both upper and lower cases also affords a practicality. Adorn Slab Serifs work beautifully when paired with Adorn Pomander.



Adorn Pomander Smooth

Adorn Pomander is a whimsical butterfly of a font: light and airy. We see the essence of those times when love is new, when our minds take flight with daydreams, and our days are bright and giddy. The uppercase letters, especially, break the rules of traditional classic calligraphy. With 390 swashes and alternates.



Hello
Greetings
and
Salutations
*Pomme d'ambre, ie. apple of
amber, is a ball made of perfumes
such as ambergris, musk, or civet*

Font Specifications

ADORN POMANDER SMOOTH:

Part of the Adorn family of fonts

STYLES/WEIGHTS:

Regular + Bold

CHARACTERS:

1429 characters per weight

FONT FILES:

1 OpenType (.otf) file and 1 TrueType (.ttf) file

AVAILABLE:

LauraWorthingtonType.com

OPENTYPE FAQ:

To access swashes, alternates, ornaments,
and for any OpenType questions,
go to LauraWorthingtonType.com/faqs

ORIGINAL RELEASE:

Adorn Pomander Smooth · April 2015

Adorn Pomander · May 2014



Standard Characters

A B C D E F G H I J K
L M N O P Q R S T U V W X Y Z
a b c d e f g h i j k l m n o p q r s t u v w x y z

0 1 2 3 4 5 6 7 8 9 $\frac{1}{2}$ $\frac{3}{4}$

! " # \$ % & ' () * , - . / : ; < > ? @ [\] ^ _ { | }

~ ¡ « » ¿ — ‘ ’ „ † ‡ • … ‹ › ¢ £ ¥ € f

OTHER CHARACTERS

ˆ ˇ ˘ ˙ ˚ ˛ ˜ ¨ ° ± × ÷ ~ ± · ≈ ≠ ≤ ≥ | § ª µ ¶ % / © ® ™ ,



Basic & Extended Latin Characters

À Á Â Ã Ä Å Æ Ç È
É Ê Ë Ì Í Î Ï Ñ Ò Ó Ô Õ Ö Ø
Ù Ú Û Ü Ý Þ ß à á â ã ä å æ ç è é ê ë
ì í î ï ð ñ ò ó ô õ ö ö ø ø ù ú û ü ü ý þ ß

à á â ã ä å æ ç è é ê ë ì í î ï ð ñ ò ó ô õ ö ö ø ø ù ú û ü ü ý þ ß



Swashes/Alternates

■ *Swash Caps* A B C D E F G
H I J K L M N O P
Q R S T U V W X Y Z

■ *Stylistic Alternates* r s t x z

■ *Ligatures* tt

|| *Uncategorized* b o b o b o d o d o d o
h o h o h o k o k o k o l o l o l o &

Stylistic Sets

Ca ca d as a d T as as d as BA

SS01 SS02 SS03 SS04 SS05 SS06 SS07 SS08 SS09 SS10 SS11 SWSH

h h Ch Ch h h h h h h h h

SS01 SS02 SS03 SS04 SS05 SS06 SS07 SS08 SS09 SS10 SS11 SS12

P h P h Ch Ch h h h h h h h h B

SS13 SS14 SS15 SS16 SS17 SS18 SS19 SS20 // // // SWSH

Ca ca d as a d T as as d as C

SS01 SS02 SS03 SS04 SS05 SS06 SS07 SS08 SS09 SS10 SS11 SWSH

■ LIGATURES
(LIGA)

■ STYLISTIC ALTERNATES (SALT)

■ SWASH (SWSH)

■ BEGINNING
FORMS

// UNCATEGORIZED

■ ENDING
FORMS



ADORN POMANDER SMOOTH · SWASHES/ALTERNATES

SS01 SS03 SS04 SS05 SS06 SS07 SS08 SS09 SS10 SS11 SS12

SS13 SS14 SS15 SS16 SS17 SS18 SS19 SS20 // // // SWSH

SS01 SS02 SS03 SS04 SS05 SS06 SS07 SS08 SS09 SS10 SS11 SWSH

SS01 SS02 SS03 SS04 SS05 SS06 SWSH

■ LIGATURES
(LIGA)

■ STYLISTIC ALTERNATES (SALT)

■ SWASH (SWSH)

■ BEGINNING
FORMS

// UNCATEGORIZED

■ ENDING
FORMS



ADORN POMANDER SMOOTH · SWASHES/ALTERNATES

cg cg I J L g j L j j j j j j j j

SS01 SS02 SS03 SS04 SS05 SS06 SS07 SS08 SS09 SS10 SS11 SS12

j j j j j G

SS13 SS14 SS15 SS16 SWSH

h h Ch Ch h h h h h h h h h

SS01 SS02 SS03 SS04 SS05 SS06 SS07 SS08 SS09 SS10 SS11 SS12

P h h h h h h h h h h h h h h H

SS13 SS14 SS15 SS16 SS17 SS18 SS19 SS20 // // // SWSH

■ LIGATURES
(LIGA)

■ STYLISTIC ALTERNATES (SALT)

■ SWASH (SWSH)

■ BEGINNING
FORMS

// UNCATEGORIZED

■ ENDING
FORMS



ADORN POMANDER SMOOTH · SWASHES/ALTERNATES

ci ci D is S

SS01 SS02 SS03 SS04 SWSH

cj cj L j L j j j j j j j j j

SS01 SS02 SS03 SS04 SS05 SS06 SS07 SS08 SS09 SS10 SS11 SS12

j j j j S

SS13 SS14 SS15 SWSH

k k Ck Ck k k k k k k k k k

SS01 SS02 SS03 SS04 SS05 SS06 SS07 SS08 SS09 SS10 SS11 SS12

■ LIGATURES
(LIGA)

■ STYLISTIC ALTERNATES (SALT)

■ SWASH (SWSH)

// UNCATEGORIZED

■ BEGINNING
FORMS

■ ENDING
FORMS



SS13	SS14	SS15	SS16	SS17	SS18	SS19	SS20	//	//	//	SWSH
------	------	------	------	------	------	------	------	----	----	----	------

SS01	SS02	SS03	SS04	SS05	SS06	SS07	SS08	SS09	SS10	SS11	SS12
------	------	------	------	------	------	------	------	------	------	------	------

SS13	SS14	SS15	SS16	SS17	SS18	SS19	SS20	//	//	//	SWSH
------	------	------	------	------	------	------	------	----	----	----	------

SS01 SS02 SS03 SS04 SS05 SS06 SS07 SS08 SS09 SS10 SS11 SS12

ENDING
FORMS

ADORN POMANDER SMOOTH • SWASHES/ALTERNATES

ms m T M

SS13 SS14 SS15 SWSH

cn On en 9 9 9 9 ns n ns n n

SS01 SS02 SS03 SS04 SS05 SS06 SS07 SS08 SS09 SS10 SS11 SS12

ns n T M

SS13 SS14 SS15 SWSH

Co co D os o D T oo oo D os P

SS01 SS02 SS03 SS04 SS05 SS06 SS07 SS08 SS09 SS10 SS11 SWSH

■ LIGATURES
(LIGA)

■ STYLISTIC ALTERNATES (SALT)

■ SWASH (SWSH)

■ BEGINNING
FORMS

// UNCATEGORIZED

■ ENDING
FORMS

ADORN POMANDER SMOOTH · SWASHES/ALTERNATES

cp ep P P P P P P P P P P P

SS01 SS02 SS03 SS04 SS05 SS06 SS07 SS08 SS09 SS10 SS11 SS12

P P P P P

SS13 SS14 SS15 SS16 SWSH

Cg eg P go is lo Q

SS01 SS02 SS03 SS04 SS05 SS06 SWSH

R

SWSH

Cr er P is o D T is is P is r

SS01 SS02 SS03 SS04 SS05 SS06 SS07 SS08 SS09 SS10 SS11 SALT

■ LIGATURES
(LIGA)

■ STYLISTIC ALTERNATES (SALT)

■ SWASH (SWSH)

■ BEGINNING
FORMS

// UNCATEGORIZED

■ ENDING
FORMS



ADORN POMANDER SMOOTH • SWASHES/ALTERNATES


























SS01 SS02 SS03 SS04 SS05 SS06 SS07 SS08 SS09 SS11 SWSH SWSH

SS01 SS02 SS03 SS04 SS05 SS06 SS07 SS08 SS09 SS10 SALT LIGA














SS01 SS02 SS03 SS04 SS05 SS06 SS07 SS08 SS09 SS10 SS11 SWSH










SS01 SS02 SS03 SS04 SS05 SS06 SS07 SWSH

 LIGATURES
(LIGA)

 STYLISTIC ALTERNATES (SALT)

 SWASH (SWSH)

 BEGINNING
FORMS

// UNCATEGORIZED

 ENDING
FORMS



ADORN POMANDER SMOOTH · SWASHES/ALTERNATES

cu cw cw w w w w w w w w w w

SS01 SS02 SS03 SS04 SS05 SS06 SS07 SS08 SS09 SS10 SWSH

cx cx cx x x x x x x x x x x

SS01 SS02 SS03 SS04 SS05 SS06 SS07 SS08 SS09 SS10 SS11 SS12

x x x x

SS13 SS14 SALT SWSH

cy cy cy y y y y y y y y y y

SS01 SS02 SS03 SS04 SS05 SS06 SS07 SS08 SS09 SS10 SS11 SS12

■ LIGATURES
(LIGA)

■ STYLISTIC ALTERNATES (SALT)

■ SWASH (SWSH)

// UNCATEGORIZED

■ BEGINNING
FORMS

■ ENDING
FORMS



ADORN POMANDER SMOOTH · SWASHES/ALTERNATES

SS13 SS14 SS15 SS16 SS17 SWSH

SS01 SS02 SS03 SS04 SS05 SS06 SS07 SS08 SS09 SS10 SS11 SS12

SS13 SS14 SS15 SS16 SALT SWSH

//

LIGATURES
(LIGA)

STYLISTIC ALTERNATES (SALT)

SWASH (SWSH)

BEGINNING
FORMS

// UNCATEGORIZED

ENDING
FORMS



to Festoon
Emblaze or
embellish
Array
Ornament

to Festoon
Emblaze or
embellish
Array
Ornament

SS15

SS09

SS06

SS03

SS11

SS05

SS07

SWASH

SS02

STYLISTIC ALTERNATES



The
West Brougham
Gazetteer

The
West Brougham
Gazetteer

■ SS10

■ SS09

■ LIGATURES

■ SS08

■ SS06

■ SWASH

■ SS04

ADORN SANS CONDENSED SMOOTH

Of all the fonts in the Adorn Collection, Sans Condensed may be the most easily identified as bucking the template-derived wedding trend, given its modernity and informality. Created for weddings, gatherings, and pretty handmade items, it would be equally at home as a branding element of a startup or titling in movie credits. Brimming with whimsy and the eccentricities of the human touch, Sans Condensed also has contextual alternates with ambicase letters—a distinctive feature not usually found in display fonts.



HELLO
GREETINGS

—AND—

SALUTATIONS

Brimming with
WHIMSY AND the
ECCENTRICITIES OF THE HUMAN TOUCH

FONT SPECIFICATIONS

ADORN SANS CONDENSED SMOOTH

Part of the Adorn family of fonts

CHARACTERS:

358 characters per weight

FONT FILES:

1 OpenType (.otf) file and 1 TrueType (.ttf) file

AVAILABLE:

LauraWorthingtonType.com

OPENTYPE FAQ:

To access swashes, alternates, ornaments,
and for any OpenType questions,
go to LauraWorthingtonType.com/faqs

ORIGINAL RELEASE:

Adorn Sans Condensed Smooth · April 2015

Adorn Sans Condensed · May 2014



BASIC & EXTENDED LATIN CHARACTERS

À Á Â Ã Ä Å Æ Ç Ć
Đ È É Ê Ë Ě Ē Ì Í Î Ï Ĵ Ľ Ł
Ń Ñ Ò Ó Ô Õ Ö Ő Ō Ø Œ
Ř Ť Š Š Œ Ţ Ŧ Ù Ú Û Ü Ů Ű
Ū Ý Ÿ Ž ž Ž Ɓ ƃ Ɔ ɔ



■ STYLISTIC ALTERNATES

(STANDARD LATIN ALPHABET)

A B K P R

a e f i m n r t u w



ALPHABET

A A a

B B

C

D

E e

F f

G

H

I i

J

K K

L

M m

N n

O

P P

Q

R R r

■ STYLISTIC ALTERNATES



S

T

U

V

W

X

t

u

w

Y

Z



STYLISTIC ALTERNATES



to festoon
EMBLAZE or
embellish
array
ornament

to festoon
EMBLAZE or
embellish
array
ornament

■ STYLISTIC ALTERNATES



AmBiCase BOOKS

NEW · USED · RARE · SPECIALTY



AmBiCase BOOKS

NEW · USED · RARE · SPECIALTY

■ STYLISTIC ALTERNATES

ADORN ENGRAVED SMOOTH

Adorn Engraved is strongly reminiscent of formal invitations popular in the past. Still, the sweet tail of the Q and the irregular qualities of the lines bring it into the twenty-first century and accentuates the decorative look of the engraved font; the incisions within the stems and serifs allow the designer to use color to enliven them.



HELLO GREETINGS -AND- SALUTATIONS

ENGRAVED TYPEFACES, KNOWN
FOR THEIR FORMAL AESTHETIC
ARE MOST COMMONLY USED IN
STATIONERY & SOCIAL PRINTING

FONT SPECIFICATIONS

ADORN ENGRAVED SMOOTH

Part of the Adorn family of fonts

CHARACTERS:

1429 characters per weight

FONT FILES:

1 OpenType (.otf) file and 1 TrueType (.ttf) file

AVAILABLE:

LauraWorthingtonType.com

OPENTYPE FAQ:

To access swashes, alternates, ornaments,
and for any OpenType questions,
go to LauraWorthingtonType.com/faqs

ORIGINAL RELEASE:

Adorn Engraved Smooth · April 2015

Adorn Engraved · May 2014



TO FESTOON

EMBLAZE OR EMBELLISH

ARRAY

ORNAMENT



ADORN SERIF SMOOTH

Adorn Serif breaks free from the slick and overly polished stock. Leaning toward a handmade authenticity, the letterforms were originally drawn by hand, and Worthington accentuates their irregularities and organic look in her design choices.



HELLO GREETINGS -AND- SALUTATIONS

SERIFS ORIGINATED IN THE LATIN
ALPHABET WITH INSCRIPTIONAL
LETTERING—WORDS CARVED INTO
STONE IN ROMAN ANTIQUITY.

FONT SPECIFICATIONS

ADORN SERIF SMOOTH

Part of the Adorn family of fonts

CHARACTERS:

204 characters per weight

FONT FILES:

1 OpenType (.otf) file and 1 TrueType (.ttf) file

AVAILABLE:

LauraWorthingtonType.com

OPENTYPE FAQ:

To access swashes, alternates, ornaments,
and for any OpenType questions,
go to LauraWorthingtonType.com/faqs

ORIGINAL RELEASE:

Adorn Serif Smooth · April 2015

Adorn Serif · May 2014



— 10 —

BASIC & EXTENDED LATIN CHARACTERS

À Á Â Ã Ä Å Æ Ç Ć Ď Đ È É Ê Ë Ě Ė Ē Ì Í Î Ï Ĺ
Ł Ł Ń Ň Ñ Ò Ó Ô Õ Ö Ő Œ Ø Æ Ř Ŕ Š Š Š Ŧ Ţ Ù Ú Û Ü
Ű Ŭ Ů Ū Ý Ÿ Ž ž Ž Ɔ

À Á Â Ã Ä Å Æ Ç Ć Ď đ È É Ê Ë Ě Ė Ē
ì í î ï ĩ Ĺ ł Ń Ň ñ Ò Ó Ô Õ Ö Ő Œ ø Æ ř ŕ
ś š š ŧ ŧ ù ú û ü ů Ű ű Ū ý ŷ ž ž ž Ɔ Ɔ



TO FESTOON

EMBLAZE OR EMBELLISH

ARRAY

ORNAMENT



Adorn Slab Serif Smooth

REGULAR & BOLD

Adorn Slab Serif is available in Regular and Bold weights. Though these display fonts can also be used for body text, their uppercase mode shines, adding texture and style to a message. Adorn Slab Serifs are unique in the Adorn collection in that they are all mono-weights. They are perhaps more masculine in style than many of the other typefaces, with a touch of “retro,”—an historic reference with a contemporary spin. The option to use both upper and lower cases also affords a practicality.



Hello GREETINGS and SALUTATIONS

EST. early 1800s
slab serif fonts are also
called mechanistic,
square serif or Egyptian

Font Specifications

ADORN SLAB SERIF SMOOTH

Part of the Adorn family of fonts

STYLES/WEIGHTS:

Regular + Bold

CHARACTERS:

294 characters per weight

FONT FILES:

1 OpenType (.otf) file and 1 TrueType (.ttf) file

AVAILABLE:

LauraWorthingtonType.com

OPENTYPE FAQ:

To access swashes, alternates, ornaments,
and for any OpenType questions,
go to LauraWorthingtonType.com/faqs

ORIGINAL RELEASE:

Adorn Slab Serif Smooth · April 2015

Adorn Slab Serif · May 2014



Basic & Extended Latin Characters

À Á Â Ã Ä Å Æ Ā Æ

Ç Ć Ĉ Ċ Ď Ę È É Ê Ë Ě Ė Ē

Ì Í Î Ï Ĩ Ī Ĺ Ł Ł Ń Ñ Ñ Ò Ó Ô Õ Ö Ö

Ŏ Ō Ø Œ Ŕ Ŗ Š š ſ ı ı Ţ ı Ũ Ú Û

Ü Ŭ Ů Ű Ų Ŵ Ŷ Ÿ Ž ž Ž Ʒ

à á â ã ä å æ ā æ ç ć ċ đ è é ê ë ě ę ē ì í î ï ĩ ĭ

ĺ ł ŀ ń ñ ñ ò ó ô õ ö ő ō ø œ ŕ ŗ š š ſ ı ı

ù ú û ü ŭ ű ų ŵ ŷ ž ž ž Ʒ Ʒ Ʒ



to festoon

EMBLAZE OR EMBELLISH

Array

ORNAMENT



To: ADORN *From:*
CATCHWORDS
Mr. Smooth Mrs.

Twenty-one Adorn Catchwords, all custom hand-lettered using a fountain pen calligraphic technique, provide a stunning way to display frequently used words, such as prepositions, to connect factual information or simply to bridge the gap between a lavish script and a hard-working display font.

The
4th
Dr.

FONT SPECIFICATIONS

ADORN CATCHWORDS SMOOTH

Part of the Adorn family of fonts

CHARACTERS:

21 characters

FONT FILES:

1 OpenType (.otf) file and 1 TrueType (.ttf) file

AVAILABLE:

LauraWorthingtonType.com

OPENTYPE FAQ:

To access swashes, alternates, ornaments,
and for any OpenType questions,
go to LauraWorthingtonType.com/faqs

ORIGINAL RELEASE:

Adorn Catchwords Smooth · April 2015

Adorn Catchwords · May 2014



Mr.

A

Mrs.

B

Ms.

C

Dr.

D

RSVP

E

Save
the
Date

F

To:

G

From:

H

No.

I

and

J

of

K

by

L

for

M

on

N

at

O

with

P

The

Q

st

R

nd

S

rd

T

th

U





ADORN ORNAMENTS



Smooth

In keeping with the spirit of the collection, Adorn Ornaments gift the designer with 130 unique ornamental illustrations. From works inspired by nature, to stunning wreaths, embellishments, rules, and iconic wedding symbols, Adorn Ornaments are meant to accompany the scripts, rather than restricting them to a theme. They dance from whimsical to modern to vintage looks, yet stay safely within the range of the spectrum that is appropriate for the style of the scripts.





FONT SPECIFICATIONS

ADORN ORNAMENTS SMOOTH

Part of the Adorn family of fonts

CHARACTERS:

138 characters

FONT FILES:

1 OpenType (.otf) file and 1 TrueType (.ttf) file

AVAILABLE:

LauraWorthingtonType.com

OPENTYPE FAQ:

To access swashes, alternates, ornaments,
and for any OpenType questions,
go to LauraWorthingtonType.com/faqs

ORIGINAL RELEASE:

Adorn Ornaments Smooth · April 2015

Adorn Ornaments · May 2014



ADORN ORNAMENTS SMOOTH · CHARACTERS



DEFAULT/BASIC LATIN



STYLISTIC ALTERNATES



!



#



\$



%



&



(



)



*



+



=



9



0

(zero)



-



;



1



2



3



4



5



6



7



8



/



.



A



B



C



D



,



z



?



F



G



H



I



J



K



L



M



ADORN ORNAMENTS SMOOTH · CHARACTERS



DEFAULT/BASIC LATIN



STYLISTIC ALTERNATES



N



O



P



E



Q



R



S



T



U



_



V



W



X



Z



[



^



z



c



u



y



@



a



b



c



d



e



f





DEFAULT/BASIC LATIN



STYLISTIC ALTERNATES



g



h



i



j



k



l



m



n



o



p



r



q



s



t



u



v



w



ADORN ORNAMENTS SMOOTH · CHARACTERS



DEFAULT/BASIC LATIN



STYLISTIC ALTERNATES



x



y



Y



a



b



C



D



E



F



G



c



t



T



h



r



e



k



i



W



d



s



j



J



N



q



K



g



B



ADORN ORNAMENTS SMOOTH · CHARACTERS



DEFAULT/BASIC LATIN



STYLISTIC ALTERNATES



H



\



l



o



f



y



s



l



i



r



l



m



n



o



p



A



U



V




M



P



Q







X





Twenty Adorn Banners, each with a mirrored image left and right element, are available, with a customized center that can be expanded to encapsulate a message or heading of any width. Whether the design requires something sophisticated, flowery, or hand-drawn in appearance, or a structure that whispers in the background so the message itself is the star, Adorn Banners are marked by the same versatility as the rest of the collection.



FONT SPECIFICATIONS

ADORN BANNERS SMOOTH

Part of the Adorn family of fonts

CHARACTERS:

117 characters

FONT FILES:

1 OpenType (.otf) file and 1 TrueType (.ttf) file

AVAILABLE:

LauraWorthingtonType.com

OPENTYPE FAQ:

To access swashes, alternates, ornaments, and for any OpenType questions, go to LauraWorthingtonType.com/faqs

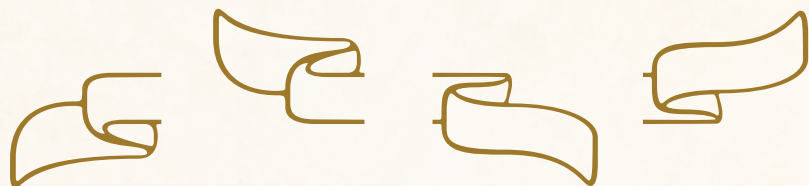
ORIGINAL RELEASE:

Adorn Banners Smooth · April 2015

Adorn Banners · May 2014



End Pieces



!

@

#

\$



,

<

.

>



%

^

&

*



A

B

C

D



'

"

;

:




E

F

G

H



(

)

-

=



I

J

K

L





M



N



O



P



Q



R



S



T



U



V



W



X



Y



y



Z



z



[



{



]



}



a



b



c



d



e



f



g



h



i



j

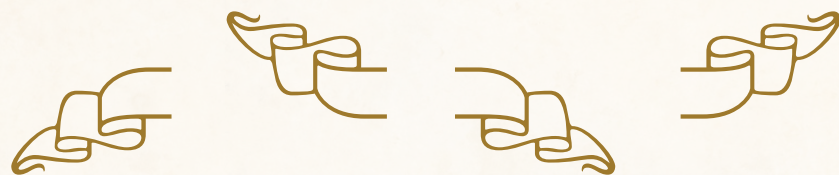


k



l





m

n

o

p



q



r



s



t



u



v



w



x


Middle Pieces



1



2



3



4



5



6



7



8



9





ADORN FRAMES

Smooth

Adorn Frames is a highly customizable set of elements offering a multitude of approaches to creating frames of any width, height, and style.

Use it for corner elements, borders, or to make an actual frame. Adorn Frames features twenty corner elements and nine sets of top, bottom, and side pieces, along with a detailed description in the User's Guide on how to construct the frames.

Side pieces include scalloped edges and other options with personality, along with classic straight edges to form rectangles and squares.





FONT SPECIFICATIONS

ADORN FRAMES SMOOTH

Part of the Adorn family of fonts

CHARACTERS:

117 characters

FONT FILES:

1 OpenType (.otf) file and 1 TrueType (.ttf) file

AVAILABLE:

LauraWorthingtonType.com

OPENTYPE FAQ:

To access swashes, alternates, ornaments,
and for any OpenType questions,
go to LauraWorthingtonType.com/faqs

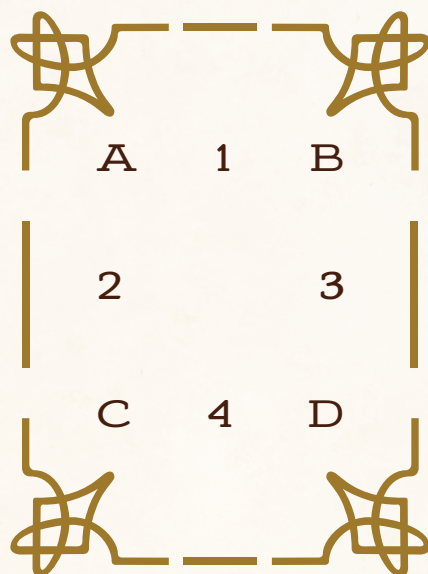
ORIGINAL RELEASE:

Adorn Frames Smooth · April 2015

Adorn Frames · May 2014



Create your own custom borders using one of two easy methods!



TIP:

You may adjust the height of the frame by decreasing leading, and the width of the frame by decreasing kerning.



Setting the Stage

- Create a new layer for your border. If you are designing in Illustrator, open the character panel and uncheck fractional widths from the dropdown menu.
- Create a new text frame the size of the border that you want to create (InDesign, Illustrator) or click anywhere to start a text frame (Illustrator).
- Click in the text frame and choose *Adorn Frames Smooth* from the font drop-down menu. Note: *Adorn Frames Smooth* may appear as a set of borders rather than the font name in the font dropdown menu.



Method 1

Using the glyph panel to create borders

1. Open the glyphs panel and select the top left border corner. Double-click to insert the corner. Next, select the right top corner and insert it. Hit Enter on the keyboard. Repeat this step using the bottom left and right corners.
2. Highlight the border pieces and adjust the font size until it has the thickness you want, then adjust the leading to be the same size as the font. E.g., if your font is 48 pt, your leading should be 48 pt.
3. Place your cursor between the top left and right corner pieces and insert a horizontal piece from the glyph menu. Do the same between the left and right bottom corners. Now, place your cursor on the right side of the top right corner and hit the Enter key. Select a vertical piece from the glyph menu to insert, then add vertical pieces to the right side of the border, adding spaces as necessary. Continue adding vertical and horizontal pieces until the border is the width and height that you want. When you have your border the way you like, lock the layer and create a new layer for the rest of your design.



Method 2

Using the Keyboard and OpenType to create borders

***Troubleshooting tip for
InDesign and Illustrator users:**

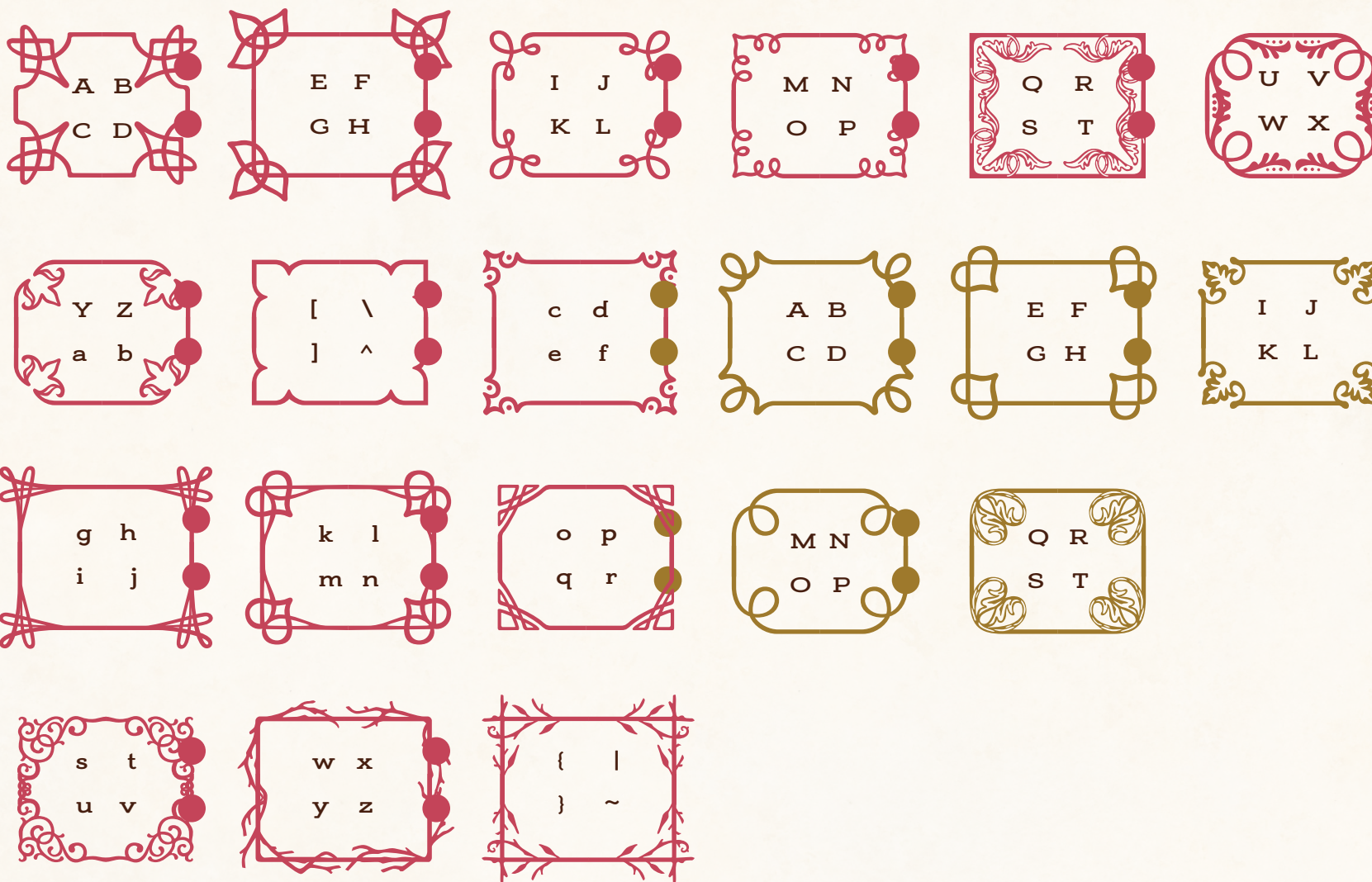
If the borders aren't lining up properly, uncheck "fractional widths" in the Character panel.

Locate the border corners that you want to use. From the Character panel (InDesign), click on the dropdown menu, select **OpenType**, then select **Default Figure Style**. Or, simply open the OpenType panel (Illustrator).

1. Type the letters/numbers/symbols for the top left and right border corners, hit Enter and type the letters/numbers/symbols for the bottom left and right corners. (E.g., AB [enter key] CD)
2. Highlight the border pieces and adjust the font size until it has the thickness you want, then adjust the leading to the same size as the font. E.g., if your font is 48 pt, your leading should be 48 pt. Note: in some programs, such as Microsoft Word, you won't need to adjust leading. If there are any gaps in the vertical frame pieces, set your line spacing to single in the Formatting Palette and/or in Paragraph Spacing, Before and After are set to zero.
3. Place your cursor between the top left and right corner pieces and type the letters/numbers/symbols for the horizontal piece. Do the same between the left and right bottom corners. Now, place your cursor on the right side of the top right corner and hit the Enter key. Type the letter/number/symbol of the vertical piece that you want on the left side of the border, then do the same to the right side, adding spaces as necessary. Continue adding vertical and horizontal pieces until the border is the width and height that you want.

Corners

- DEFAULT/BASIC LATIN
- STYLISTIC ALTERNATES












DEFAULT /
BASIC LATIN

STYLISTIC
ALTERNATES

Top
Left
Right
Bottom

Top, Bottom, Sides

	!		%	)		-		1		5
	"		&		*		.		2		6
	#		'		+		/		3		7
	\$		(,		O (zero)		4		8
	9		=		Y						
	:		>		Z						
	;		?		a						
	<		@		b						

