



*Laura  
Worthington*

# ADORN BANNERS SMOOTH



PART OF THE ADORN POMANDER SMOOTH COLLECTION

LAURAWORTHINGTONTYPE.COM



© LAURA WORTHINGTON TYPE



## FONT FAQ

### HOW TO INSTALL YOUR FONT

You will receive your files as a zipped folder. For instructions on how to unzip your folder, visit [LauraWorthingtonType.com/faqs/](http://LauraWorthingtonType.com/faqs/).

Your font is available in two formats: TrueType Font file (.ttf) and OpenType Font file (.otf).

If you have a Mac® or newer Windows® computer, install the .otf file(s). If you have an older Windows computer, install the .ttf files. Install the font by double-clicking on the .ttf or .otf file. When the pop-up menu appears, click on Install font (Mac) or Install (Windows). Fonts may also be installed by dragging and dropping them into your system's font folder.

After installing your font, save a copy of the downloaded font files in a folder on your computer as a resource in case you want to re-install the font or transfer it to a new computer.

### HOW TO INSERT SWASHES, ALTERNATES, AND ORNAMENTS

Some programs have a glyphs or symbol panel where the complete font including swashes and ornaments can be accessed and inserted directly. For programs that do not have a way to directly insert the swashes, the easiest method of putting in alternate swashes or symbols is by using either Character Map (Windows) or FontBook (Mac).

#### Character Map (Windows)

Character Map is a standard Windows utility and can be found in the Start Menu's accessories folder (Windows XP, Vista, 7) or in All Apps under Windows Accessories (Windows 8.1, 10). Character Map can also be found by searching for it by name.





---

Select your font from the drop-down menu. Character Map will show all available glyphs. To quickly find the swashes, change Group By to Unicode Subrange, and select Private Use Characters from the pop-up menu. Click on any swash and then copy and paste it into your document.

See the Character Map Video for a demonstration.

### FontBook (Mac)

Font Book is a standard Mac utility program and can be found in Finder under the Go menu under Applications. Once FontBook is open, go to the View menu and select Repertoire. Click on User in the left panel and then select the font name to see all available swashes in the font. Click on any swash and then copy and paste it into your document.

See the Font Book Video for a demonstration.

### LICENSING

Your font comes with a standard one-user license. This license covers one person with up to five workstations (laptop, desktop computer, etc.) connected to one printer or output device. For more

than one user and/or more than five workstations, please contact me at [help@lauraworthington.com](mailto:help@lauraworthington.com) for a multi-user license.

This font is available for both personal and commercial use. For details on licensing, please visit my FAQ page at [LauraWorthingtonType.com/faqs/](http://LauraWorthingtonType.com/faqs/).

### FONT SUPPORT

Visit my FAQ page at [LauraWorthingtonType.com/faqs/](http://LauraWorthingtonType.com/faqs/) for information on licensing, installation, and both general and software specific questions.

Contact me at [help@lauraworthington.com](mailto:help@lauraworthington.com) and I will be happy to answer any questions.




---







Twenty Adorn Banners, each with a mirrored image left and right element, are available, with a customized center that can be expanded to encapsulate a message or heading of any width. Whether the design requires something sophisticated, flowery, or hand-drawn in appearance, or a structure that whispers in the background so the message itself is the star, Adorn Banners are marked by the same versatility as the rest of the collection.



## FONT SPECIFICATIONS

### ADORN BANNERS SMOOTH

Part of the Adorn family of fonts

### CHARACTERS:

117 characters

### FONT FILES:

1 OpenType (.otf) file and 1 TrueType (.ttf) file

### AVAILABLE:

[LauraWorthingtonType.com](http://LauraWorthingtonType.com)

### OPENTYPE FAQ:

To access swashes, alternates, ornaments, and for any OpenType questions, go to [LauraWorthingtonType.com/faqs](http://LauraWorthingtonType.com/faqs)

### ORIGINAL RELEASE:

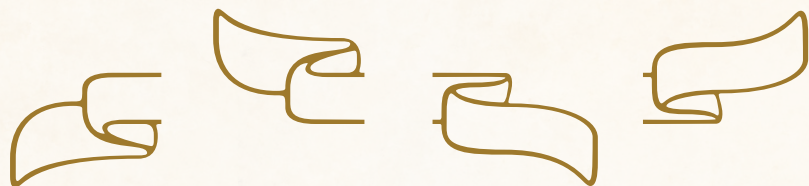
Adorn Banners Smooth · April 2015

Adorn Banners · May 2014





## End Pieces



!

@

#

\$



,

<

.

>



%

^

&

\*



A

B

C

D



'

"

;

:



E

F

G

H



(

)

-

=



I

J

K

L





M



N



O



P



Q



R



S



T



U



V



W



X



Y



y



Z



z



[



{



]



}



a



b



c



d



e



f



g



h



i



j



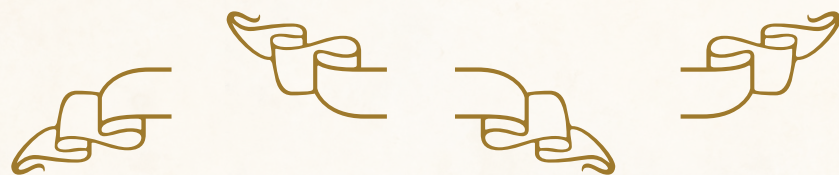
k



l







m

n

o

p



q



r



s



t



u



v



w



x

## Middle Pieces



1



2



3



4



5



6



7



8



9





THE ADORN  
POMANDER  
SMOOTH  
COLLECTION

ORNAMENTATION

Catchwords Smooth

Ornaments Smooth

Frames Smooth

Banners Smooth



THE ADORN  
POMANDER  
SMOOTH  
COLLECTION

SCRIPT

Pomander Smooth  
(Regular & Bold)

DISPLAY

Sans Condensed  
Smooth

Engraved Smooth

Serif Smooth

Slab Serif Smooth  
(Regular & Bold)

